

CENTURI Training Course

A Focus on imaging - 2021

First part: Optics and Imaging techniques

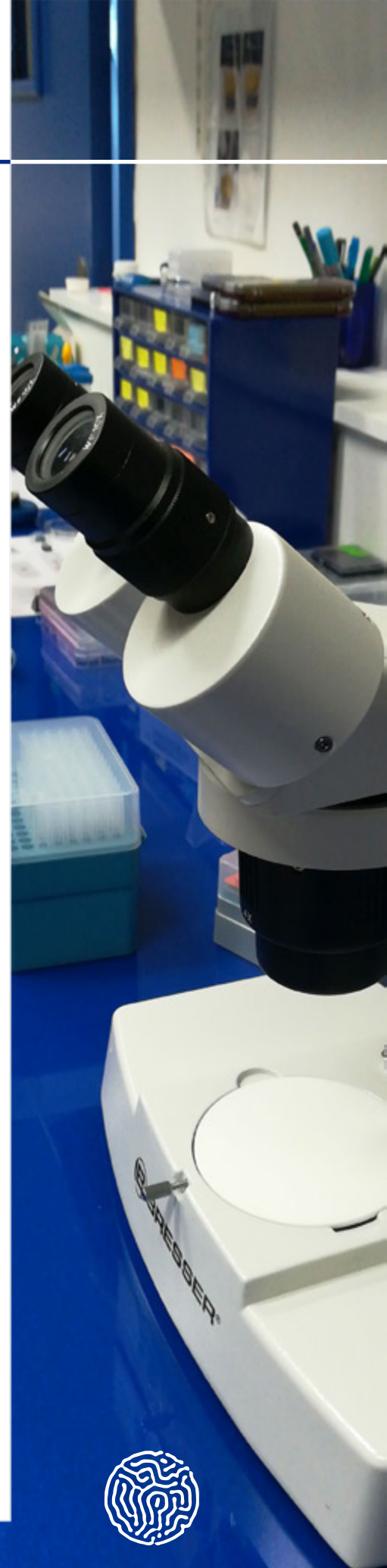
From May 31 to June 1st and from June 8 to June 10, 2021

Luminy campus

The training course *A focus on imaging* is an introduction to different microscopy techniques, image analysis and programming.

May 31, 2021 – Luminy campus

08h30 10h00	TC1: General Optics and Wide Field Microscopy (P.F. Lenne) Room 1.04 - TPR2, floor 1	
	Break	
10h30 12h00	TC2: Introduction to immunofluorescence techniques (Y. Hamon) Room 1.04 - TPR2, floor 1	
	Lunch break	
13h30 15h00	Group 1	Group A
	Optical bench- Spectrum (S. Mailfert) CIML	Light Sheet microscopy (F. Michel) INMED
	Break	
	Group B	Group 2
15h30 17h00	Light Sheet microscopy (F. Michel) INMED	Optical bench- Spectrum (S. Mailfert) CIML



CENTURI

TURING CENTRE
FOR LIVING SYSTEMS

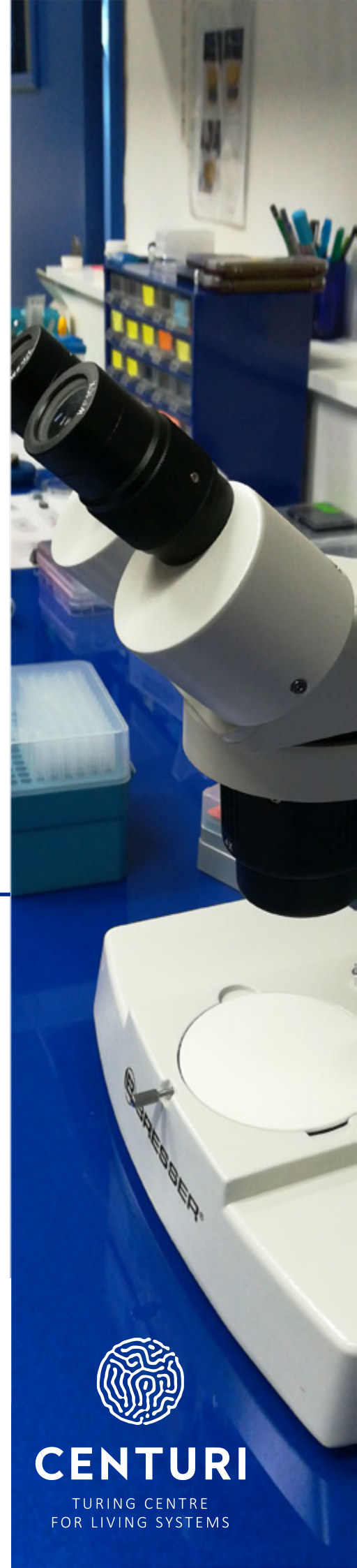
CENTURI Training Course

June 01st, 2021 – Luminy campus

08h00 09h30	TC3: Confocal Microscopy and Advanced Techniques (M. Fallet) Room 1.04 - TPR2, floor 1			
	Break			
09h45 12h45	Group 1	Group 2	Group 3	Group 4
	Confocal (C.Boutin) SP8 Leica IBDM Room 6.22, floor 6, Block 2	Confocal (M. Saadaoui) IBDM Room 6.28, floor 6, Block 2	Confocal Spectral Confocal 880 Imagimm CIML	Confocal Spectral Confocal 880 Imagimm CIML
	Lunch break			
14h00 17h00	Confocal Spectral Confocal 880 Imagimm CIML	Confocal Spectral Confocal 880 Imagimm CIML	Confocal (C.Boutin) SP8 Leica IBDM Room 6.22, floor 6, Block 2	Confocal (M. Saadaoui) IBDM Room 6.28, floor 6, Block 2

June 08, 2021 – Luminy campus

08h15 9h45	TC4: Atomic Force Microscopy (F. Rico – I. Casuso) Room 1.04 - TPR2, floor 1	
	Break	
10h00 12h00	TC5: Electron Microscopy (N. Brouilly) Room 1.04 - TPR2, floor 1	
	Lunch break	
13h30 16h30	Groups 1 & 2	Groups 3 & 4
	Electronic Microscopy (A. Aouane, F. Richard, N. Brouilly) IBDM ground floor Room 22-27	Atomic Force Microscopy (F. Rico – I. Casuso) Room INSERM 17, TPR2, Block 5



CENTURI

TURING CENTRE
FOR LIVING SYSTEMS

CENTURI Training Course

June 09, 2021 – Luminy campus

	Groups 1 & 2	Groups 3 & 4
09h00 12h00	Atomic Force Microscopy (F. Rico – I. Casuso) Room INSERM 17, TPR2, Block 5	Electronic Microscopy (A. Aouane, F. Richard, N. Brouilly) IBDM ground floor Room
	Lunch break	
13h30 15h30	TC6: Super Resolution and Single Molecule (A. Sergé) Room 1.04 - TPR2, floor 1	

June 10, 2021 – Luminy campus

	Group 1 (selected participants)	Group 2 (selected participants)	Group C
09h00 10h00	dSTORM (R. Fabre) CIML	Optics Microscopy of surface (RICM, TIRF) (L. Limozin) LAI, TPR2, block 5, floor 3	Light Sheet microscopy (F. Michel) INMED
10h30 12h00			Group D
	Lunch break		
13h30 14h30	Image annotation and Omero database (G. Gay) Room 1.04 - TPR2, floor 1		



CENTURI

TURING CENTRE
FOR LIVING SYSTEMS

Second part: Image analysis and programming

From June 21 to June 23, 2021

Luminy campus

June 21st, 2021 – Luminy campus

08h30 12h30	TC1: Introduction on image processing techniques using ImageJ/Fiji (M. Fallet & B. Dehapiot) Room ?
	Lunch break
13h30 15h30	Group 1 – Practical course
15h30 17h00	Group 2 – Practical course

June 22, 2021 – Luminy campus

08h30 12h30	TC2: Python as powerful tool to generate integrated/ automated workflow in image-data analysis (G. Gay & S.Sarno) Room ?
	Lunch break
13h30 15h30	Group 2 – Practical course
15h30 17h00	Group 1 – Practical course



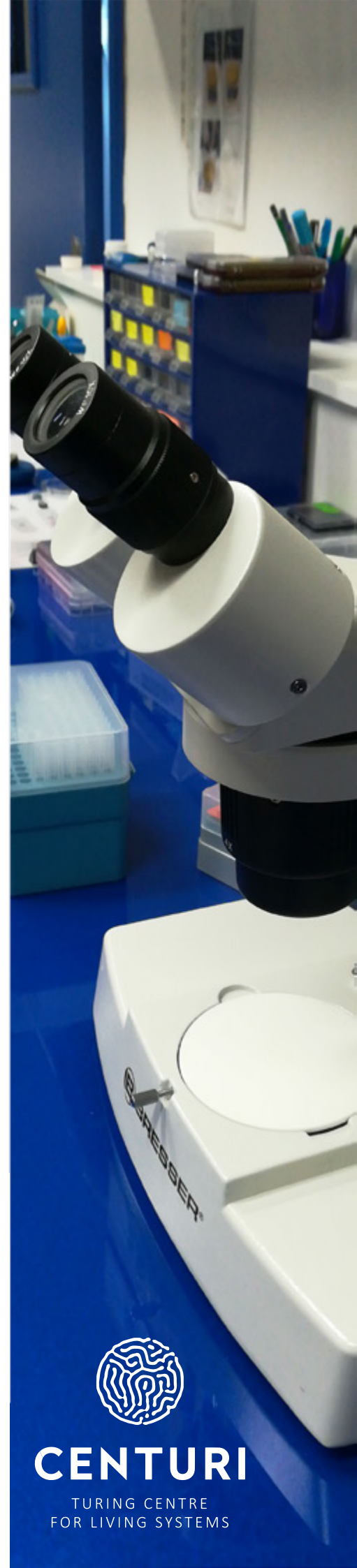
CENTURI

TURING CENTRE
FOR LIVING SYSTEMS

CENTURI Training Course

June 23, 2021 – Luminy campus

08h30 12h30	TC3: Machine and Deep learning dapped to image-data analysis (F. Daian & L. Espinosa) Room ?
	Lunch break
13h30 15h30	Group 1 – Practical course
15h30 17h00	Group 2 – Practical course



CENTURI

TURING CENTRE
FOR LIVING SYSTEMS